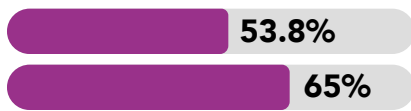


# HOUSING AFFORDABILITY & INFRASTRUCTURE

Durham County




## HOMEOWNERSHIP<sup>3</sup>



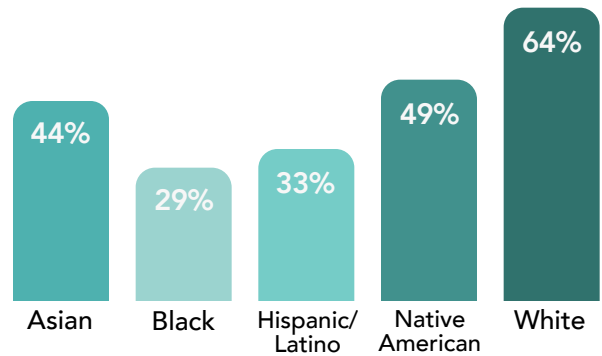
In Durham, **53.8%** of occupied housing units are owned, compared to **65%** in North Carolina.

## VACANT HOUSES<sup>3</sup>



The percentage of residential addresses that have been vacant for at least 90 days in Durham is **2.2%**, compared to **1.7%** in North Carolina.

Percent of Durham households that own and occupy a home by race and ethnicity<sup>4</sup>:



**52%** of Durham residents spend 30% or more of their income on housing<sup>4</sup>.

**\$248,900**

is the median value of owner-occupied housing units in Durham, compared to \$193,200 in North Carolina<sup>1</sup>.

**\$895**

is the median gross rent per month in Durham, compared to \$797 per month in North Carolina<sup>2</sup>.

There were  
**3,043**  
evictions in  
Durham in 2016<sup>2</sup>.

## EVICTION RATE<sup>2</sup>


Number of evictions per 100 renter homes.

**5.07%**

Durham

**4.61%**

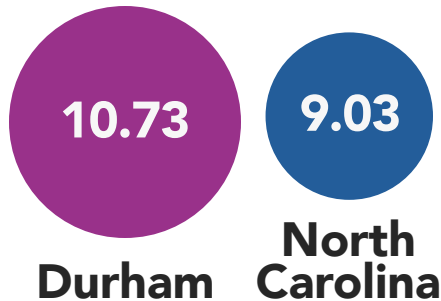
North Carolina



## SEVERE HOUSING PROBLEMS<sup>3</sup>

Percentage of households with at least 1 of 4 housing problems: overcrowding, high housing costs, lack of kitchen facilities, or lack of plumbing facilities.

**17% in Durham compared to 16% in North Carolina**



*Walkability:* A score ranging from 1-20 that measures walkable streets, including pedestrian-oriented intersections and the diversity of area businesses. Higher score indicates better walkability<sup>3</sup>.



**99.2%** of households in Durham have Internet access, compared to **94.2%** in North Carolina<sup>3</sup>.

## DATA SOURCES

1. Durham County, NC Profile Data. (2019). Census Reporter. <https://censusreporter.org/profiles/05000U537063-durham-county-nc/>

2. Durham County. (2016). Eviction Lab. <https://evictionlab.org/map/#/2016?geography=counties&bounds=-103.981,27.17,-65.605,45.04&type=er&locations=37,-79.89,35.214%2B37063,-78.857,36.051%2B371900,-78.885,36.002>

3. Overview of Durham County. (2020). US News & World Report, Healthiest Communities. <https://www.usnews.com/news/healthiest-communities/north-carolina/durham-county#food-nutrition>

4. State of the County Health Report. (2019). Partnership for a Healthy Durham. <https://healthydurham.org/cms/wp-content/uploads/2020/06/2019-Durham-County-SOTCH-English-FINAL.pdf>