


# FOOD SECURITY & NUTRITION

Durham County



## FOOD INSECURITY<sup>1</sup>



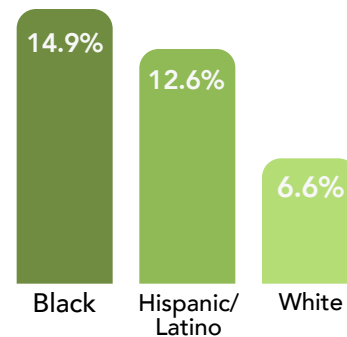
**18%**

Percentage of people in Durham County who are food insecure.


**15%**

Percentage of children under 18 in Durham County who are food insecure.

Percent of Durham residents that skipped or cut the size of a meal - sometimes or frequently - due to cost, by race and ethnicity<sup>4</sup>:




## ADULT OBESITY<sup>3</sup>




In Durham, **24.7%** of adults age 20 and over are classified as obese, compared to **31.3%** in North Carolina.

## DIABETES<sup>3</sup>



The percentage of adults age 20 and over in Durham with self-reported diabetes is **6.7%**, compared to **10%** in North Carolina.



## LOCAL FOOD OUTLETS<sup>3</sup>

Reflects number of local food outlets – including farmers markets, community-supported agriculture sites and on-farm markets – per 100,000 total population.

**3.1** *Durham*

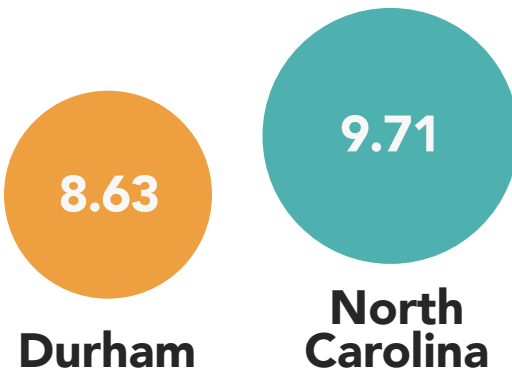
**3.3** *North Carolina*

## ACCESS TO GROCERY<sup>3</sup>

Reflects the percentage of individuals living more than 1 mile in urban areas or more than 10 miles in rural areas from the nearest supermarket, supercenter, or large grocery store.

**30.6%** *Durham*

**23.6%** *North Carolina*



*Food environment index:* Reflects the share of total food retailers that are considered healthy based on size and typical food offerings<sup>3</sup>.

**5,606,410<sup>1</sup>**

*Meals distributed by the Food Bank of CENC in Durham County from 2019-2020 .*

**87,417<sup>2</sup>**

*Meals distributed by Meals on Wheels in Durham County from April - September in 2020.*

## DATA SOURCES

1. Durham County Profile. (2019-2020). Food Bank CENC. [http://foodbankcenc.org/wp-content/uploads/2020/09/2020-2021-County-Profiles\\_Durham.pdf](http://foodbankcenc.org/wp-content/uploads/2020/09/2020-2021-County-Profiles_Durham.pdf)

2. Durham, Six Months at a Glance. (2020). Meals on Wheels. [https://www.mowdurham.org/covidresponseatag glance\\_6months](https://www.mowdurham.org/covidresponseatag glance_6months)

3. Overview of Durham County. (2020). US News & World Report, Healthiest Communities. <https://www.usnews.com/news/healthiest-communities/north-carolina/durham-county#food-nutrition>

4. State of the County Health Report. (2019). Partnership for a Healthy Durham. <https://healthydurham.org/cms/wp-content/uploads/2020/06/2019-Durham-County-SOTCH-English-FINAL.pdf>